

New-age  
Windows  
& Doors



**Showroom:**  
3<sup>rd</sup> Floor, Saraswat Bank Building, Lohia Jain House,  
893/6, Goodluck Chowk, Bhandarkar Road, Deccan Gymkhana,  
Pune - 411004. Maharashtra, India.

**Customer Care:**  
+91 7745077177 | [info@spalva.co.in](mailto:info@spalva.co.in) | [www.spalva.co.in](http://www.spalva.co.in)



**All that's good**



# MORE THAN WHAT MEETS THE EYES





## AN INWARD JOURNEY

---

Windows and doors are more than the outwardly material and structure that shape them. They come with a soul that can let the goodness in and keep the unwanted out. Simply put, they offer you a lifetime of goodness, if designed and made to do so.

Inspired by the inherent beauty of windows and doors, Spalva started taking one small step at a time towards exploring their full potential and eventually realizing it.

In the process, Spalva transformed from a steel fabricator into a world-class windows and doors manufacturer and marketer with a range at par and even better than any international brand.





## A DIFFERENT PERSPECTIVE

With a continuously upgraded manufacturing facility at Pune, Spalva is redefining and redesigning homes and workplaces with some never-before seen and heard features of windows and doors.

Our endeavor is to bring out all that's good in windows and doors; be it the aesthetics, the functioning, or the utility.

With over four decades in the industry and market, we have perfected the art and technology of windows and doors making by combining Indian sensibilities with best global practices.

And the result is for you to see and feel at our show office or hear from the exponentially growing number of customers.





# Raising Benchmarks and Sights





# THE SPALVA ADVANTAGES



Weather Proof



Water Proof



Sound Insulation



Fire Resistant



Dust Proof



Track Gap Cover



Environment Friendly



Easily Washable



Extra-high UV Resistant



Maintenance-free





Fast Installation



100% Lead-free



Matching Colour Locks







## BLUESHIELD SERIES WINDOWS & DOORS

---



## L-SHAPED CORNER SLIDING WINDOWS

### Technical Characteristics

#### Profiles

Aluminium Alloy 6063-T6 Grade

#### Facility

No Middle Column Required

#### Option

Fly Mesh Option Available.  
Shutter Size Maximum W-1800 X H-2400  
Track Sections 2/3/4/5 Track

#### Maintenance

Track - Easy to Clean

#### Vibration

Rollers of Needle Bearings with Polyamide  
Nylon Casing for Smooth & Silent Sliding

#### Weather

Silicon-base Weather Strips which Restrict Dust,  
Sound & Rain from Entering in

#### Glazing

Single Glass 4/5/6/8/10 mm  
Double Glass 18 mm (4+10+4), 18 mm (5+8+5),  
Laminated 4+1.5+4, Laminated 5+1.5+5  
Glass Sealing High Quality EPDM

#### Option

Fly Mesh S.S. / Aluminium with S.S. Finish /  
Georgian Bar / MS Grill

#### Security

Lock Self Pressing / Manual / Handle Locks /  
Key Lock / Child Lock

#### Specifications

Wind Resistance 2200 Pa  
Sound Reduction 35 dB (DGU 18 mm)

#### Finishing

Powder Coated / Anodized / Wooden Finish

#### Colours

# All RAL Colour Shades Available

### The Spalva Advantages



Weather  
Proof



Water  
Proof



Sound  
Insulation




Fire  
Resistant



Environment  
Friendly



Easily  
Washable





**BLUESHIELD  
SERIES**



**The Spalva Advantages**



Weather  
Proof



Water  
Proof



Sound  
Insulation




Fire  
Resistant



Environment  
Friendly



Easily  
Washable



**Technical Characteristics**

**Profiles**

Aluminium Alloy 6063-T6 Grade  
Shutter Sections 27 x 68 mm  
Shutter Size Maximum W-1800 X H-2400  
Track Sections 2/3/4/5 Track  
Duct at the Bottom of the Track to Drain  
Out Rainwater

**Maintenance**

Track - Easy to Clean

**Vibration**

Rollers of Needle Bearings with Polyamide  
Nylon Casing for Smooth & Silent Sliding

**Weather**

Silicon-base Weather Strips which Restrict Dust,  
Sound & Rain from Entering in

**Glazing**

Single Glass 4/5/6/8/10 mm  
Double Glass 18 mm (4+10+4), 18 mm (5+8+5),  
Laminated 4+1.5+4, Laminated 5+1.5+5  
Glass Sealing High Quality EPDM

**Option**

Fly Mesh S.S. / Aluminium with S.S. Finish /  
Georgian Bar / MS Grill

**Security**

Lock Self Pressing / Manual / Handle Locks  
Key Lock / Child Lock

**Specifications**

Wind Resistance 2200 Pa  
Sound Reduction 35 dB (DGU 18 mm)

**Finishing**

Powder Coated / Anodized / Wooden Finish

**Colours**

# All RAL Colour Shades Available



## BLUESHIELD SLIMLINE SERIES

### Technical Characteristics

#### Profiles

Aluminium Alloy 6063-T6 Grade  
Shutter Sections 27 X 68 mm Slimline 25 mm  
Shutter Size Maximum W-1800 X H-2400  
Track Sections 2/3/4/5 Track  
Duct at the Bottom of the Track to Drain Out Rainwater

#### Maintenance

Track - Easy to Clean

#### Vibration

Rollers of Needle Bearings with Polyamide  
Nylon Casing for Smooth & Silent Sliding

#### Weather

Silicon-base Weather Strips which Restrict Dust,  
Sound & Rain from Entering in

#### Glazing

Single Glass 4/5/6/8/10 mm  
Double Glass 18 mm (4+10+4), 18 mm (5+8+5),  
Laminated 4+1.5+4, Laminated 5+1.5+5  
Glass Sealing High Quality EPDM

#### Option

Fly Mesh S.S. / Aluminium with S.S. Finish /  
Georgian Bar / MS Grill

#### Security

Lock Self Pressing / Manual / Handle Locks /  
Key Lock / Child Lock

#### Specifications


Wind Resistance 2200 Pa  
Sound Reduction 35 dB (DGU 18 mm)

#### Finishing

Powder Coated / Anodized / Wooden Finish

#### Colours

# All RAL Colour Shades Available



### The Spalva Advantages



Weather  
Proof



Water  
Proof



Sound  
Insulation



Fire  
Resistant



Environment  
Friendly



Easily  
Washable





## SPALVA SERIES

### Technical Characteristics

#### Profiles

Aluminium Alloy 6063-T6 Grade  
Shutter Sections 25 X 50 mm  
Shutter Size Maximum W-1500 X H-2100  
Track Sections 2/3/4 Track  
Duct at the Bottom of the Track to Drain  
Out Rainwater

#### Maintenance

Track - Easy to Clean

#### Vibration

Rollers of Needle Bearings with Polyamide  
Nylon Casing for Smooth & Silent Sliding

#### Weather

Silicon Base Weather Strips which Restrict Dust,  
Sound & Rain from Entering in

#### Glazing

Single Glass 4/5/6/8/10 mm  
Double Glass 18 mm (4+10+4), 18 mm (5+8+5),  
Laminated 4+1.5+4, Laminated 5+1.5+5  
Glass Sealing High Quality EPDM

#### Option

Fly Mesh S.S. / Aluminium with S.S. Finish /  
Georgian Bar / MS Grill

#### Security

Lock Self Pressing / Manual / Handle Locks /  
Key Lock / Child Lock

#### Specifications

Wind Resistance 2200 Pa  
Sound Reduction 35 dB (DGU 18 mm)

#### Finishing

Coating - Powder Coated/ Anodized /  
Wooden Finish

#### Colours

# All RAL Colour Shades Available



### The Spalva Advantages



Weather  
Proof



Water  
Proof



Sound  
Insulation




Fire  
Resistant



Environment  
Friendly



Easily  
Washable





## VERTICAL WINDOWS SERIES

### Technical Characteristics

#### Facility

Vertical Sliding Stops at the Point of Choice

#### Profiles

Aluminium Alloy 6063-T6 Grade  
Shutter Sections 20 X 50 mm  
Window Size Maximum W-900 X H-1800

#### Maintenance

Track - Easy to Clean

#### Vibration

Rollers of Needle Bearings with Polyamide  
Nylon Casing for Smooth & Silent Sliding

#### Weather

Silicon-base Weather Strips which Restrict Dust,  
Sound & Rain from Entering in

#### Glazing

Single Glass 4/5 mm.  
Glass Sealing High Quality EPDM


#### Option

Fly Mesh S.S. / Aluminium with S.S. Finish

#### Finishing

Coating - Powder Coated / Anodized / Wooden Finish

Vertical Sliding  
Window That  
Stops at the Point  
of Your Choice.



### The Spalva Advantages



Weather  
Proof



Water  
Proof



Sound  
Insulation



Fire  
Resistant



Environment  
Friendly



Easily  
Washable



**OPENABLE  
WINDOWS**



**Technical Characteristics**

**Facility**  
Single Shutter / Double Shutter

**Size**  
Section Size - 45/85 mm

**Hinges**  
With Stay Hinges / Butt Hinges

**Glass**  
Glass Thickness Single Unit 4/5/6 mm  
Double Glass Unit 18 mm (4+10+4) Glass  
with Georgian Bar

**Size**  
Shutter Size Maximum W-1200 X H-1800

**Security**  
Key Lock / Child Lock

**Mesh**  
Rolling Mesh / Plated Mesh

**Finishing**  
Coating - Powder Coated / Anodized / Wooden Finish

**Colours**  
# All RAL Colour Shades Available

**The Spalva Advantages**



Weather  
Proof



Water  
Proof



Sound  
Insulation



Fire  
Resistant



Environment  
Friendly

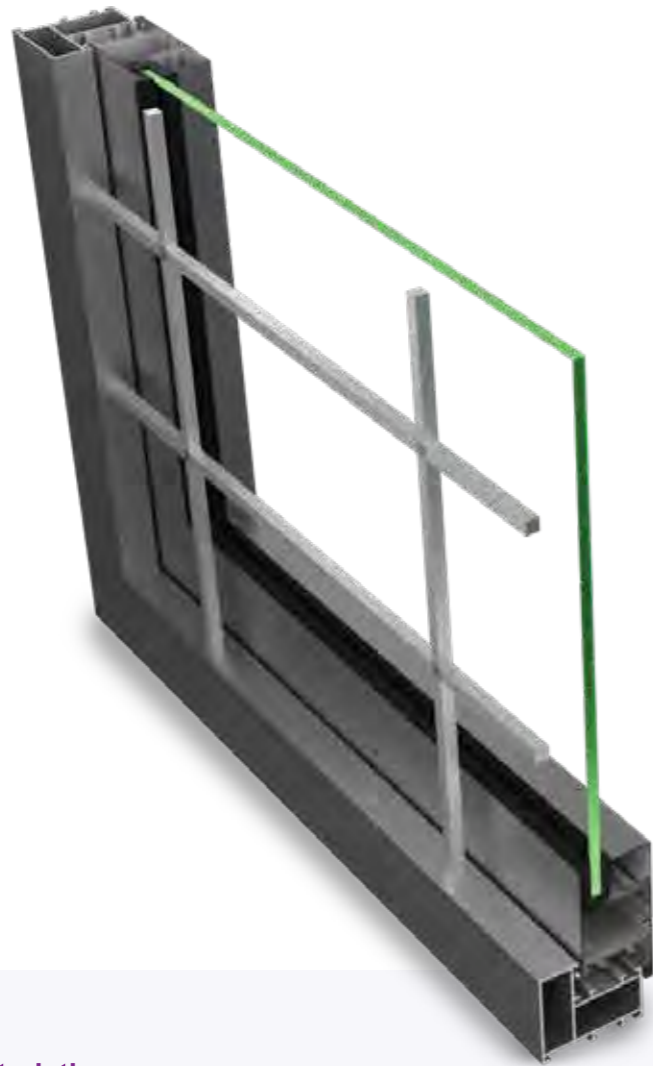


Easily  
Washable





## OPENABLE WINDOWS WITH MS GRILL AND ROLLING MESH



### Technical Characteristics

#### Facility

MS Grill and In-built Rolling Mesh

#### Size

Section Size - 45/85 mm

#### Hinges

With Stay Hinges / Butt Hinges

#### Glass

Glass Thickness Single Unit 4/5/6 mm  
Double Glass Unit 18mm (4+10+4)

#### Size

Shutter Size Maximum W-1200 X H-1800

#### Option

MS Grill / Georgian Bar

#### Security

Key Lock / Child Lock

#### Mesh

Rolling Mesh / Plated Mesh

#### Finishing

Coating - Powder Coated / Anodized /  
Wooden Finish

#### Colours

# All RAL Colour Shades Available



### The Spalva Advantages



Weather  
Proof



Water  
Proof



Sound  
Insulation



Fire  
Resistant



Environment  
Friendly



Easily  
Washable

**SPALVA OPENABLE SEAMLESS WINDOWS**



**Technical Characteristics**

**Facility**  
Seamless Windows

**Size**  
Section Size - 45/85 mm

**Hinges**  
With Stay Hinges / Butt Hinges

**Glass**  
Glass Thickness Single Unit 4/5/6 mm  
Double Glass Unit 18 mm (4+10+4)

**Option**  
Georgian Bar

**Security**  
Key Lock / Child Lock

**Mesh**  
Rolling Mesh / Plated Mesh

**Finishing**  
Coating - Powder Coated / Anodized /  
Wooden Finish

**Colours**  
# All RAL Colour Shades Available



**The Spalva Advantages**



Weather  
Proof



Water  
Proof



Sound  
Insulation



Fire  
Resistant



Environment  
Friendly



Easily  
Washable



## SLIDING FOLDING SERIES

### Technical Characteristics

#### Profiles

Aluminium Alloy 6063-T6 Grade

#### Shutter Section

Slim Shutter - 20 mm

Heavy Shutter - 75 mm

Maximum Shutter Size 900 mm X 2700 mm

Track Section - With Bottom Section /

Without Bottom Section

#### Vibration

Rollers of Needle Bearings with Polyamide

Nylon Casing for Smooth & Silent Sliding

#### Glazing

Single Glass - 5/6/8/10

Double Glass - 18 mm (4+10+4), DGU 18 mm (5+8+5),

Laminated (4+1.5+4), Laminated (5+1.5+5),

Laminated (6+1.5+6)

Glass Sealing - High Quality EPDM

#### Option

Plated Mesh / Blackout Mesh

#### Security

Handle Lock with Key

#### Specifications

Wind Resistance - 2200 pa

Sound Resistance - 35 dB (DGU 18mm)

#### Finishing

Coating - Powder Coated / Anodized / Wooden Finish

#### Colours

# All RAL Colour Shades Available



### The Spalva Advantages



Weather  
Proof



Water  
Proof



Sound  
Insulation



Fire  
Resistant



Environment  
Friendly



Easily  
Washable

## SLIDING FOLDING SLIMLINE SERIES

### Technical Characteristics

#### Profiles

Aluminium Alloy 6063-T6 Grade

#### Shutter Section

Slim Shutter - 20 mm

Heavy Shutter - 75 mm

Maximum Shutter Size 900 mm X 2700 mm

Track Section - With Bottom Section /

Without Bottom Section

#### Vibration

Rollers of Needle Bearings with Polyamide

Nylon Casing for Smooth & Silent Sliding

#### Glazing

Single Glass - 5/6/8/10

Double Glass - 18 mm (4+10+4), DGU 18 mm (5+8+5),

Laminated (4+1.5+4), Laminated (5+1.5+5),

Laminated (6+1.5+6)

Glass Sealing - High Quality EPDM

#### Option

Plated Mesh / Blackout Mesh

#### Security

Handle Lock with Key

#### Specifications

Wind Resistance - 2200 pa

Sound Resistance - 35 dB (DGU 18mm)

#### Finishing

Coating - Powder Coated / Anodized / Wooden Finish

#### Colours

# All RAL Colour Shades Available



### The Spalva Advantages



Weather  
Proof



Water  
Proof



Sound  
Insulation



Fire  
Resistant



Environment  
Friendly




Easily  
Washable







## VARIETY OF LOCKS



Casement Lock



Handle Lock with Key




Clutch Lock with Child Lock



Self Pressing Lock



Manual Lock with Key Lock



Latch Lock



Push Lock

NOW A SPECIAL FEATURE ADDED TO THE MOST PREFERRED WINDOWS  
COLOUR OF THE LOCK MATCHES THE COLOUR OF THE WINDOW

